



East St closure

Consultation results

October 2020

2095

Total Responses

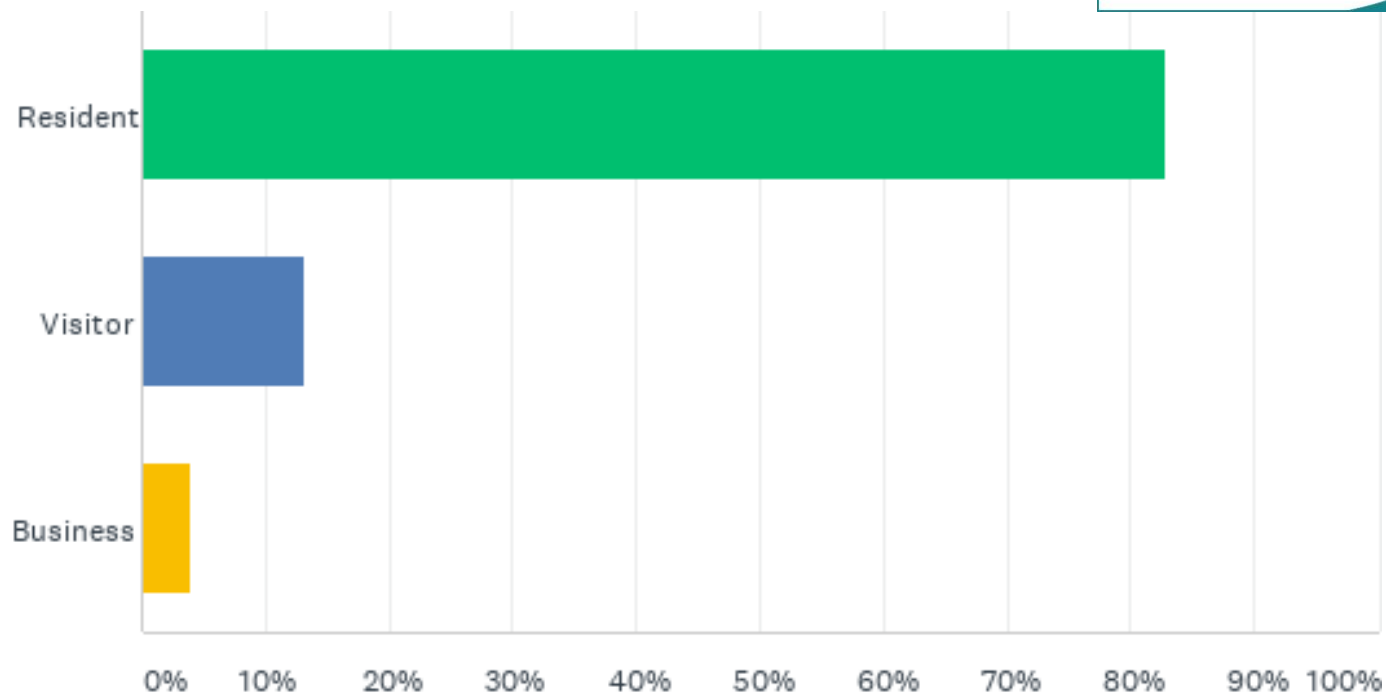
Date Created: Tuesday, August 11, 2020

Complete Responses: 1866

Q1: Are you resident, visitor or business?

Answered: 2,094 Skipped: 1

Somerset West
and Taunton



Q1: Are you resident, visitor or business?

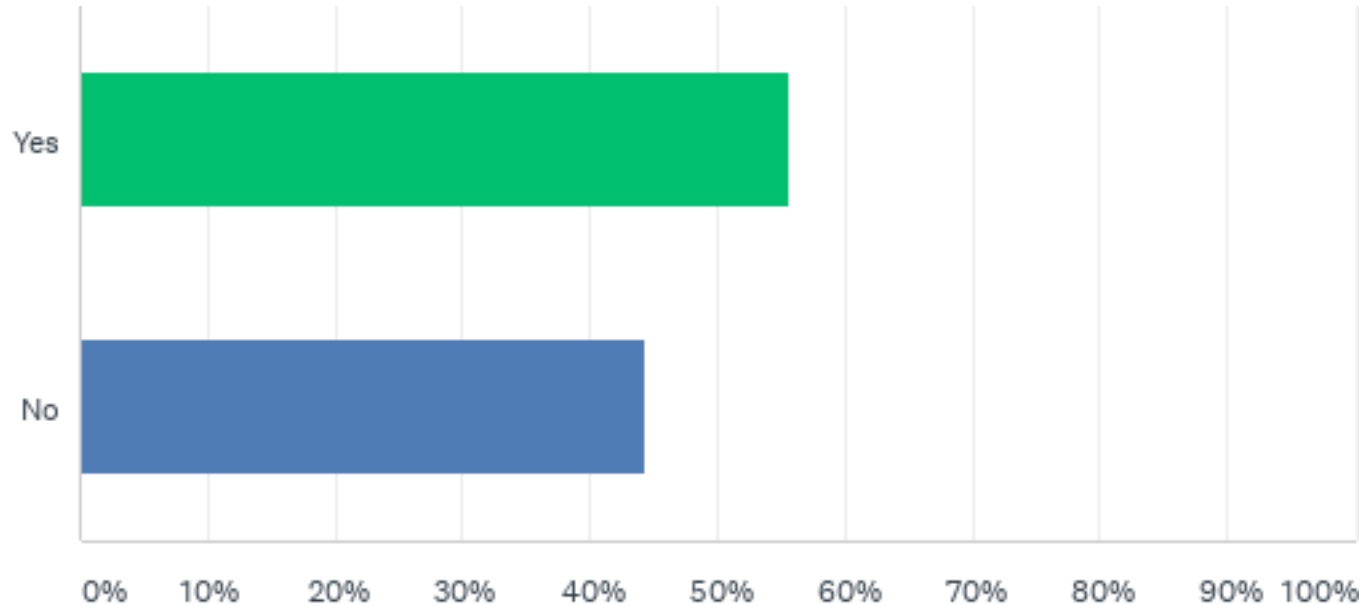
Answered: 2,094 Skipped: 1

Somerset West
and Taunton

ANSWER CHOICES	RESPONSES	
Resident	82.90%	1,736
Visitor	13.13%	275
Business	3.96%	83
TOTAL		2,094

Q2: Has your business been adversely affected by the East Street Closure?

Answered: 72 Skipped: 2,023



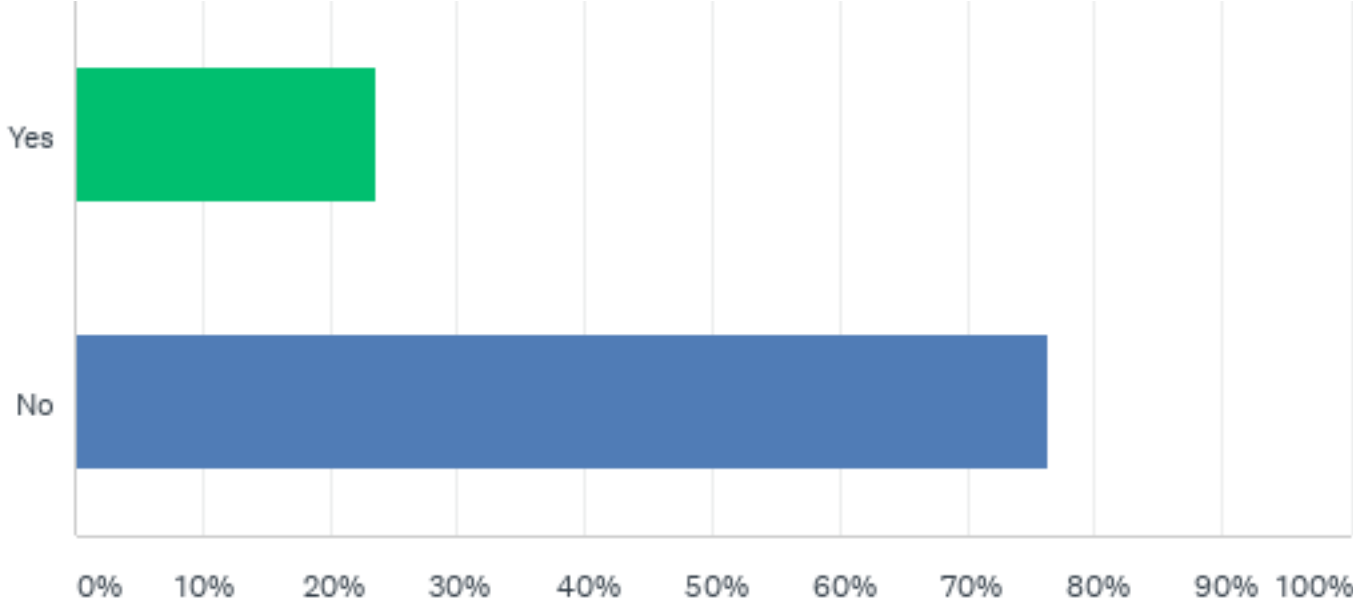
Q2: Has your business been adversely affected by the East Street Closure?

Answered: 72 Skipped: 2,023

ANSWER CHOICES	RESPONSES	
Yes	55.56%	40
No	44.44%	32
TOTAL		72

Q3: Has your business benefited from the East Street closure?

Answered: 72 Skipped: 2,023



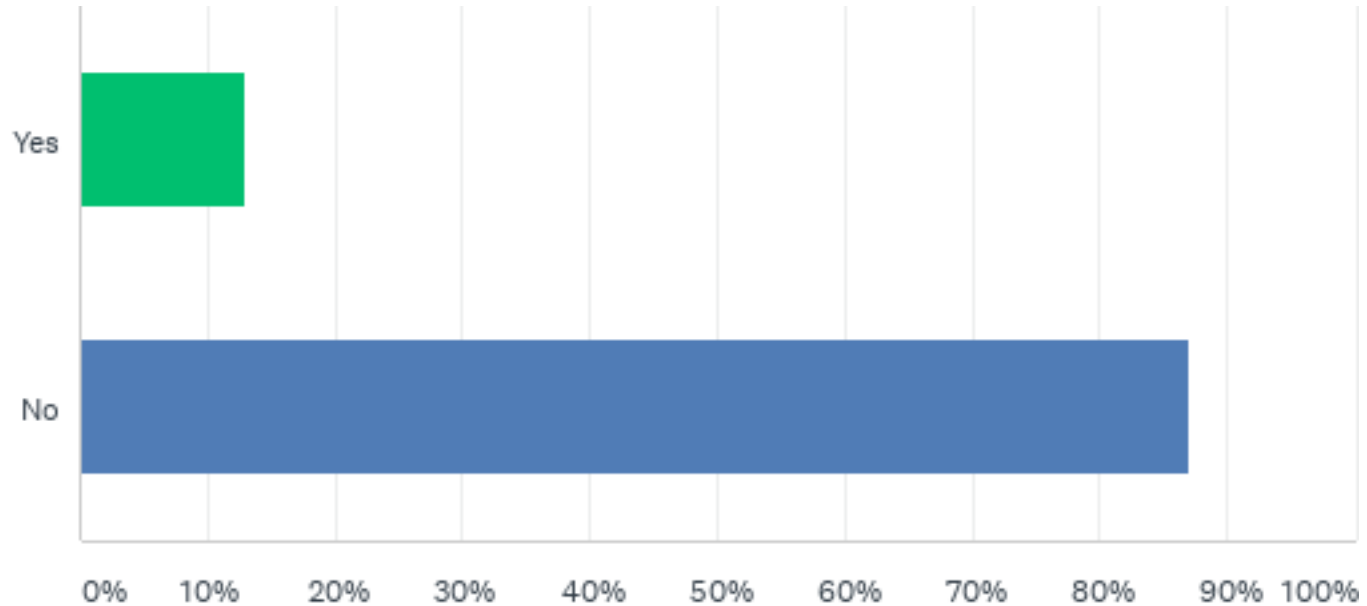
Q3: Has your business benefited from the East Street closure?

Answered: 72 Skipped: 2,023

ANSWER CHOICES	RESPONSES	
Yes	23.61%	17
No	76.39%	55
TOTAL		72

Q4: Do you consider yourself to have a disability or restriction on mobility?

Answered: 1,950 Skipped: 145



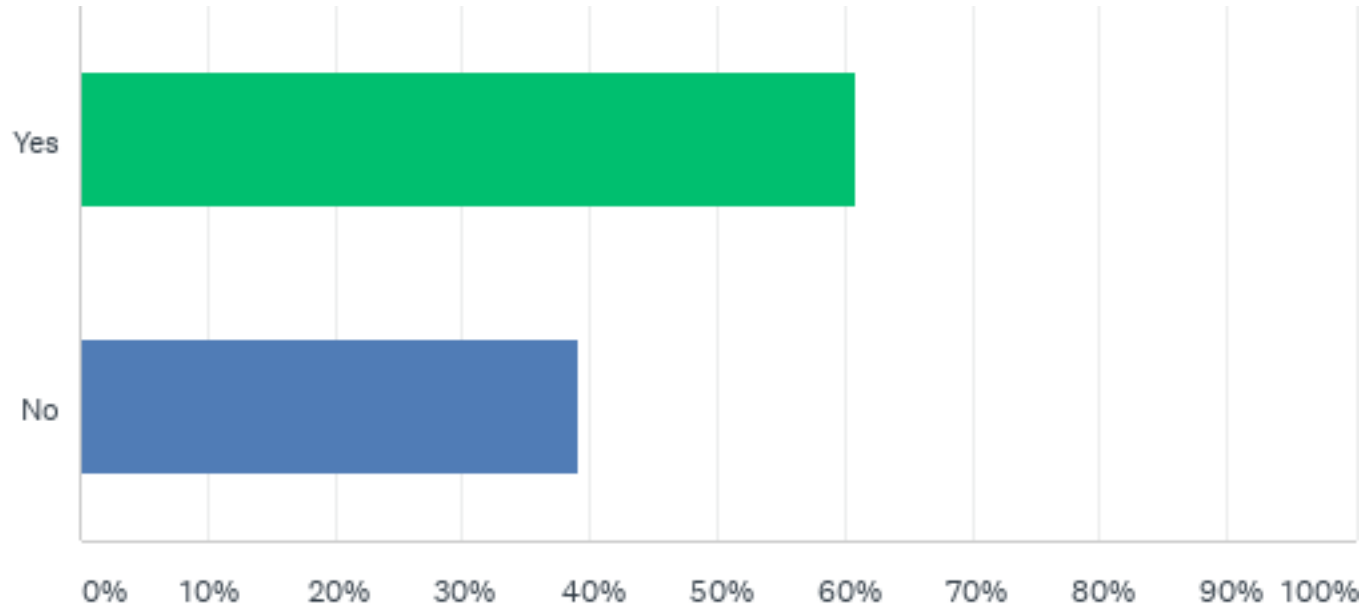
Q4: Do you consider yourself to have a disability or restriction on mobility?

Answered: 1,950 Skipped: 145

ANSWER CHOICES	RESPONSES	
Yes	12.97%	253
No	87.03%	1,697
TOTAL		1,950

Q5: Are you aware of the shop mobility scheme in Paul Street car park?

Answered: 1,937 Skipped: 158



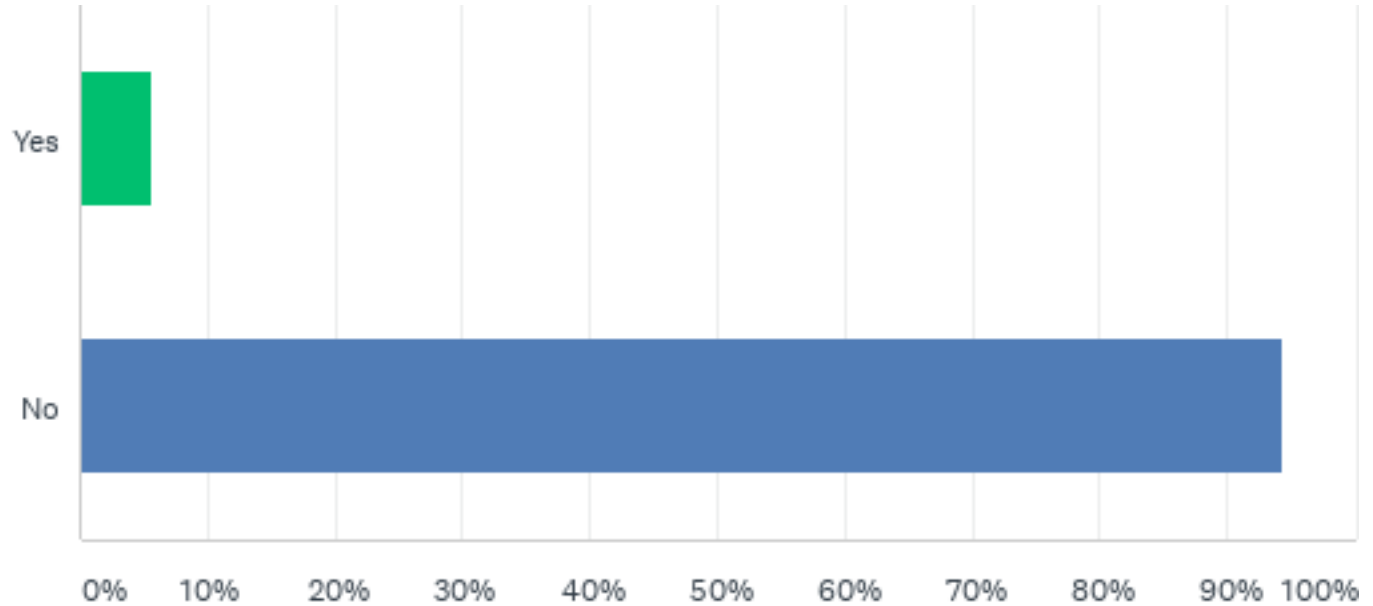
Q5: Are you aware of the shop mobility scheme in Paul Street car park?

Answered: 1,937 Skipped: 158

ANSWER CHOICES	RESPONSES	
Yes	60.97%	1,181
No	39.03%	756
TOTAL		1,937

Q6: If Yes, have you used the shop mobility scheme?

Answered: 1,727 Skipped: 368



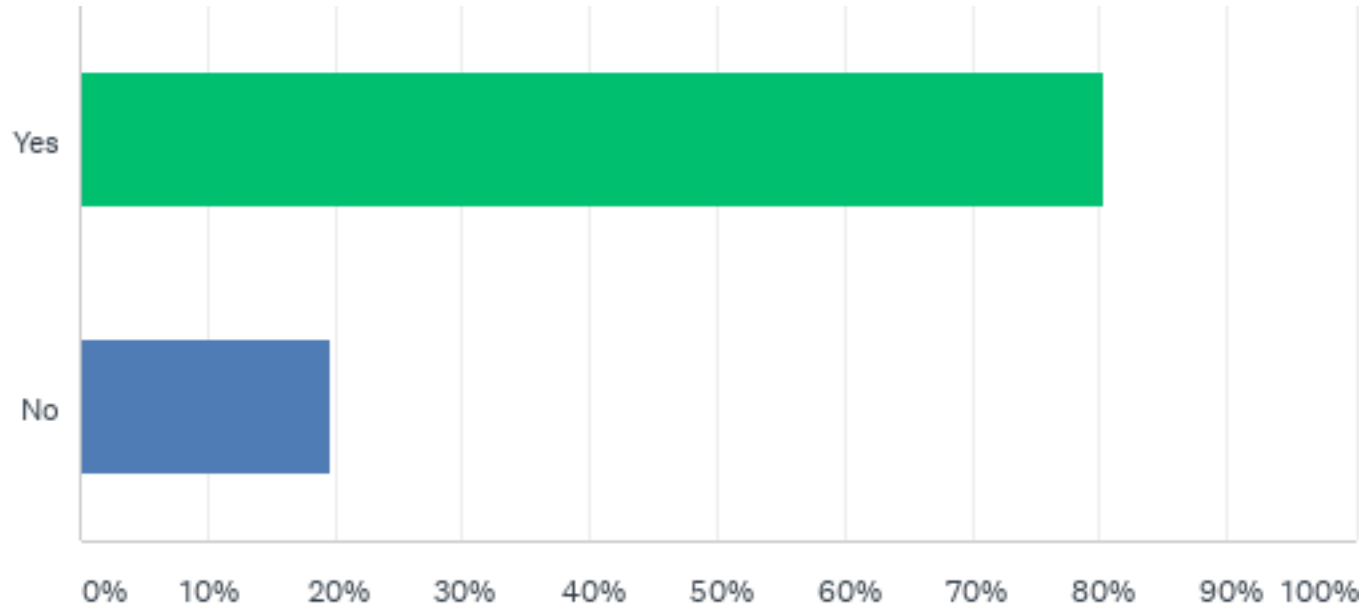
Q6: If Yes, have you used the shop mobility scheme?

Answered: 1,727 Skipped: 368

ANSWER CHOICES	RESPONSES	
Yes	5.56%	96
No	94.44%	1,631
TOTAL		1,727

Q7: Have you used East Street since it was closed to traffic to support social distancing and active travel?

Answered: 1,951 Skipped: 144



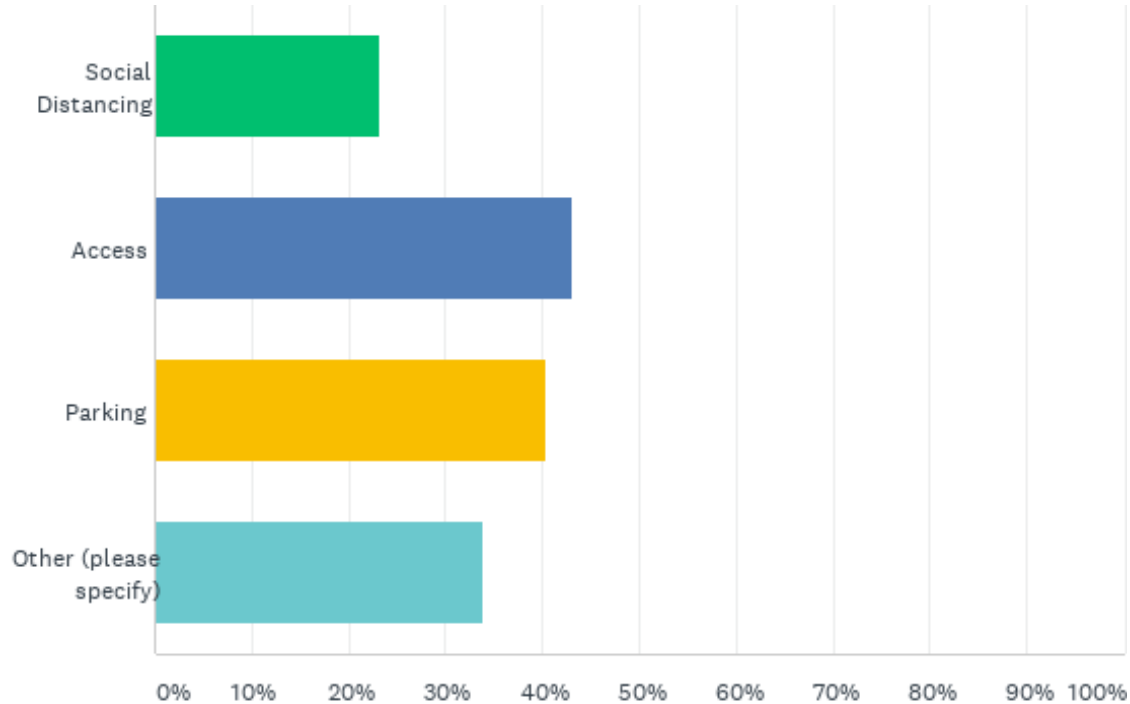
Q7: Have you used East Street since it was closed to traffic to support social distancing and active travel?

Answered: 1,951 Skipped: 144

ANSWER CHOICES	RESPONSES	
Yes	80.32%	1,567
No	19.68%	384
TOTAL		1,951

Q8: If No, please provide a reason (you can select more than one)

Answered: 529 Skipped: 1,566



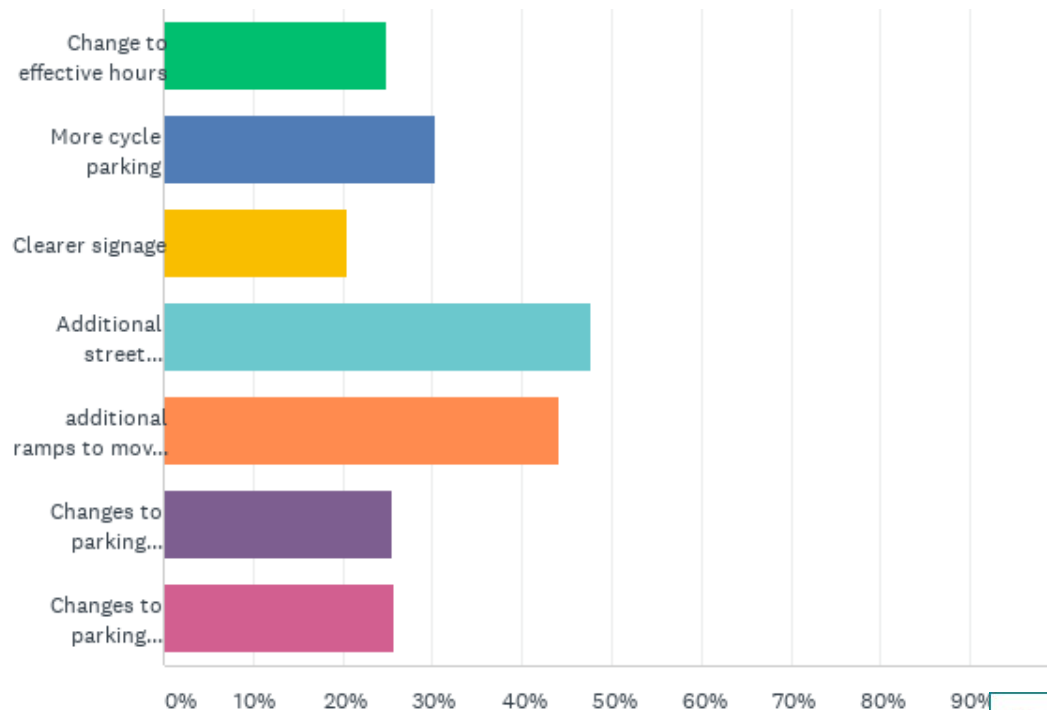
Q8: If No, please provide a reason (you can select more than one)

Answered: 529 Skipped: 1,566

ANSWER CHOICES	RESPONSES	
Social Distancing	23.25%	123
Access	43.10%	228
Parking	40.45%	214
Other (please specify)	33.84%	179
Total Respondents: 529		

Q9: If it was extended, what changes would you like to see? (Please tick all apply)

Answered: 1,465 Skipped: 630



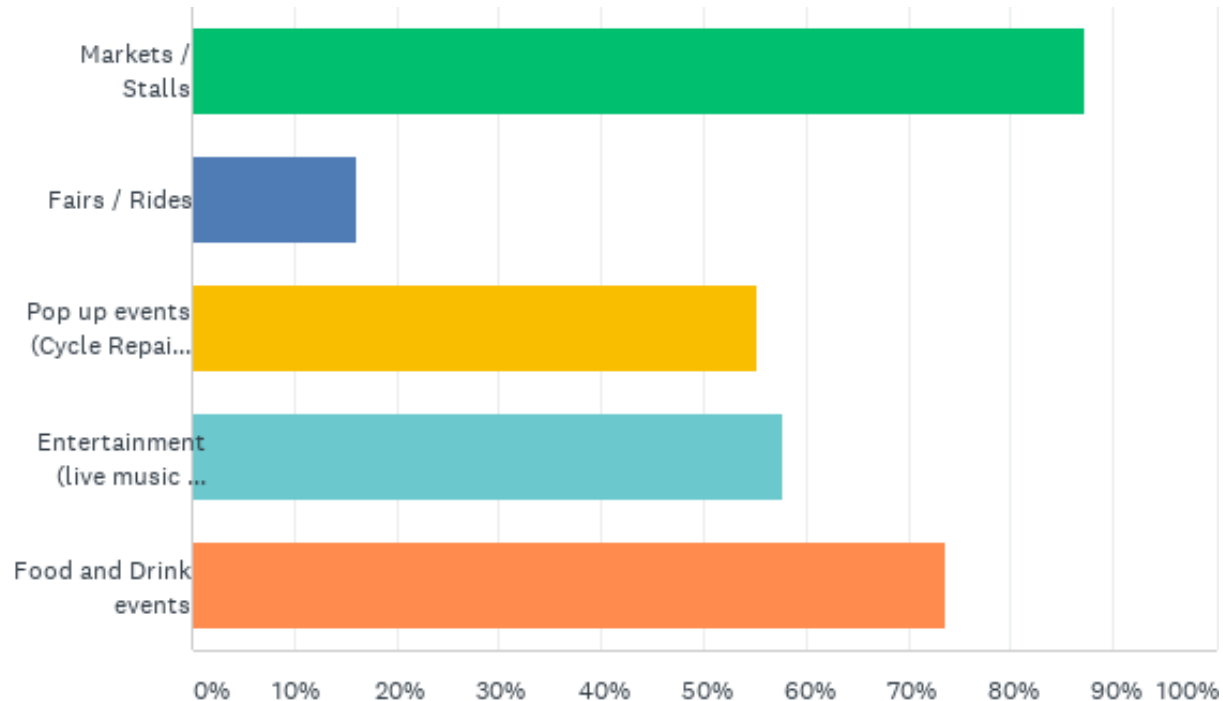
Q9: If it was extended, what changes would you like to see? (Please tick all apply)

Answered: 1,465 Skipped: 630

ANSWER CHOICES	RESPONSES	
Change to effective hours	24.85%	364
More cycle parking	30.31%	444
Clearer signage	20.48%	300
Additional street furniture	47.65%	698
additional ramps to move on and off kerbs for buggies, scooters and wheelchairs	44.23%	648
Changes to parking arrangements "on street"	25.53%	374
Changes to parking arrangement "off street" (in car parks)	25.67%	376
Total Respondents: 1,465		

Q10: If it was extended, what activities would you like to see on the street?

Answered: 1,316 Skipped: 779



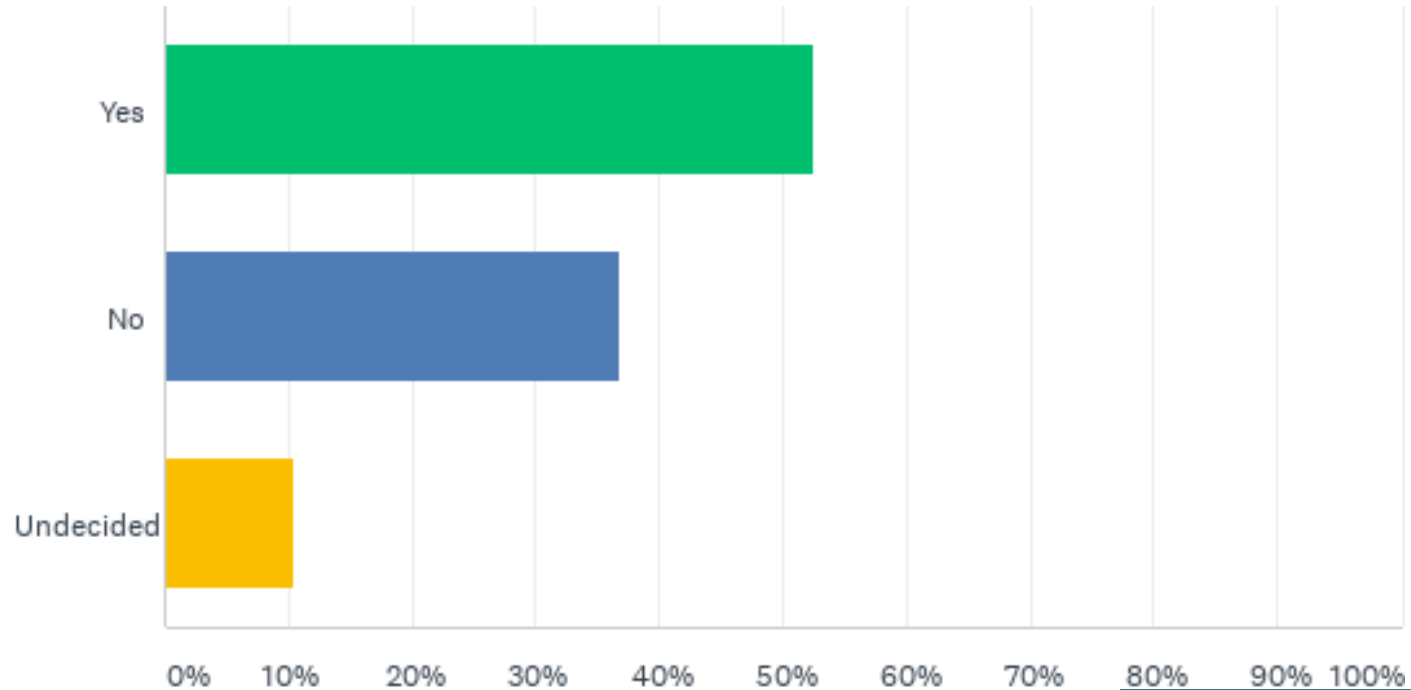
Q10: If it was extended, what activities would you like to see on the street?

Answered: 1,316 Skipped: 779

ANSWER CHOICES	RESPONSES	
Markets / Stalls	87.31%	1,149
Fairs / Rides	16.03%	211
Pop up events (Cycle Repair / Consultation Events)	55.24%	727
Entertainment (live music or similar)	57.83%	761
Food and Drink events	73.63%	969
Total Respondents: 1,316		

Q11: Do you think the closure of East Street has been a success?

Answered: 1,855 Skipped: 240



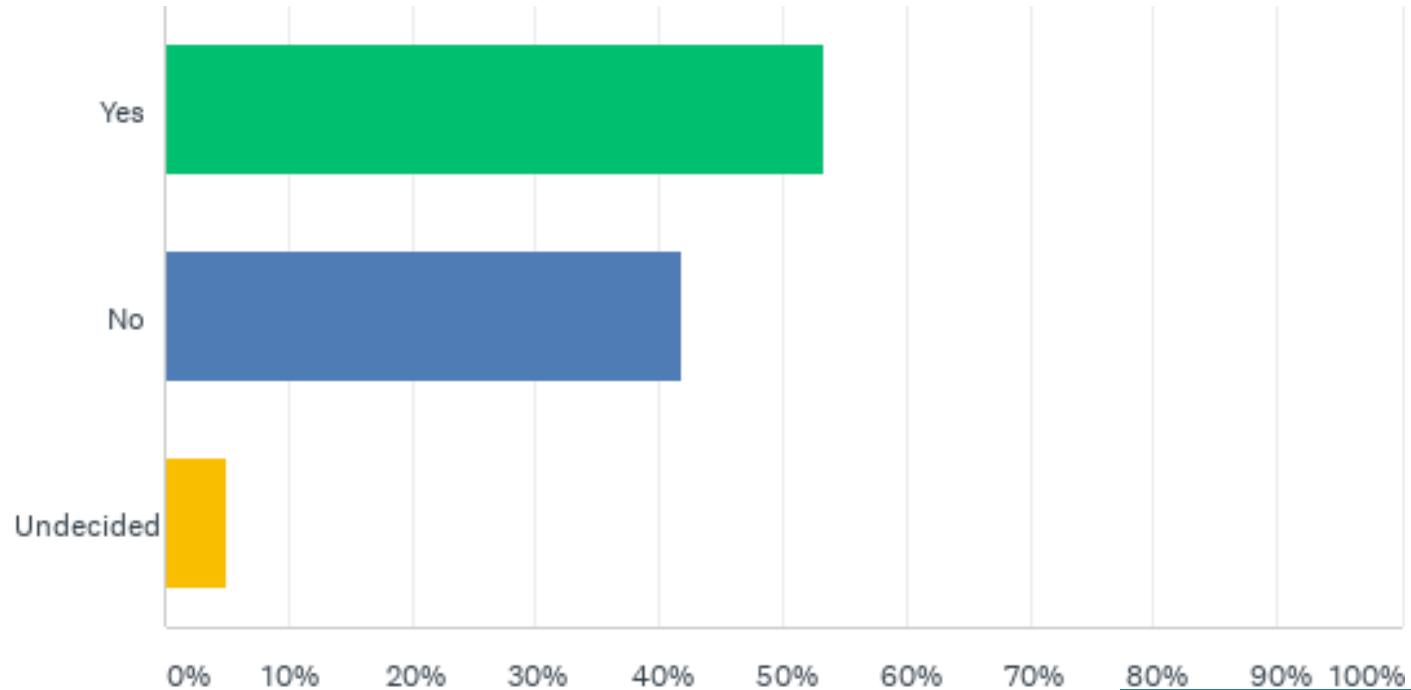
Q11: Do you think the closure of East Street has been a success?

Answered: 1,855 Skipped: 240

ANSWER CHOICES	RESPONSES	
Yes	52.61%	976
No	36.87%	684
Undecided	10.51%	195
TOTAL		1,855

Q12: Do you feel the closure of East Street needs to be extended?

Answered: 1,866 Skipped: 229



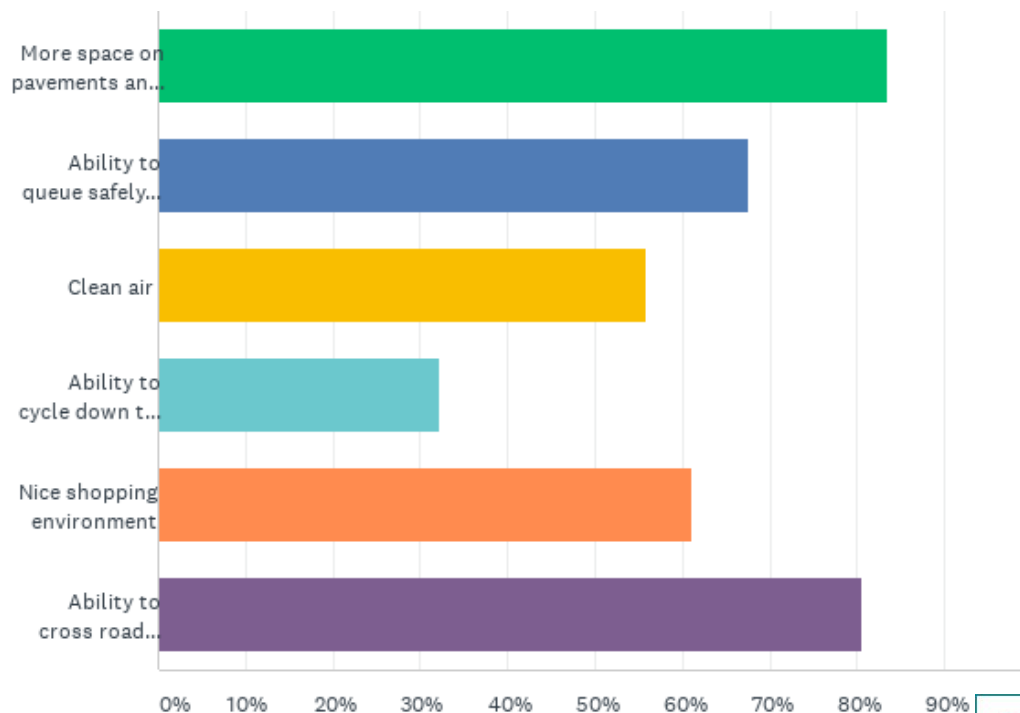
Q12: Do you feel the closure of East Street needs to be extended?

Answered: 1,866 Skipped: 229

ANSWER CHOICES	RESPONSES	
Yes	53.32%	995
No	41.75%	779
Undecided	4.93%	92
TOTAL		1,866

Q13: What positives have you seen by having the road closed? (please tick all that apply)

Answered: 1,424 Skipped: 671



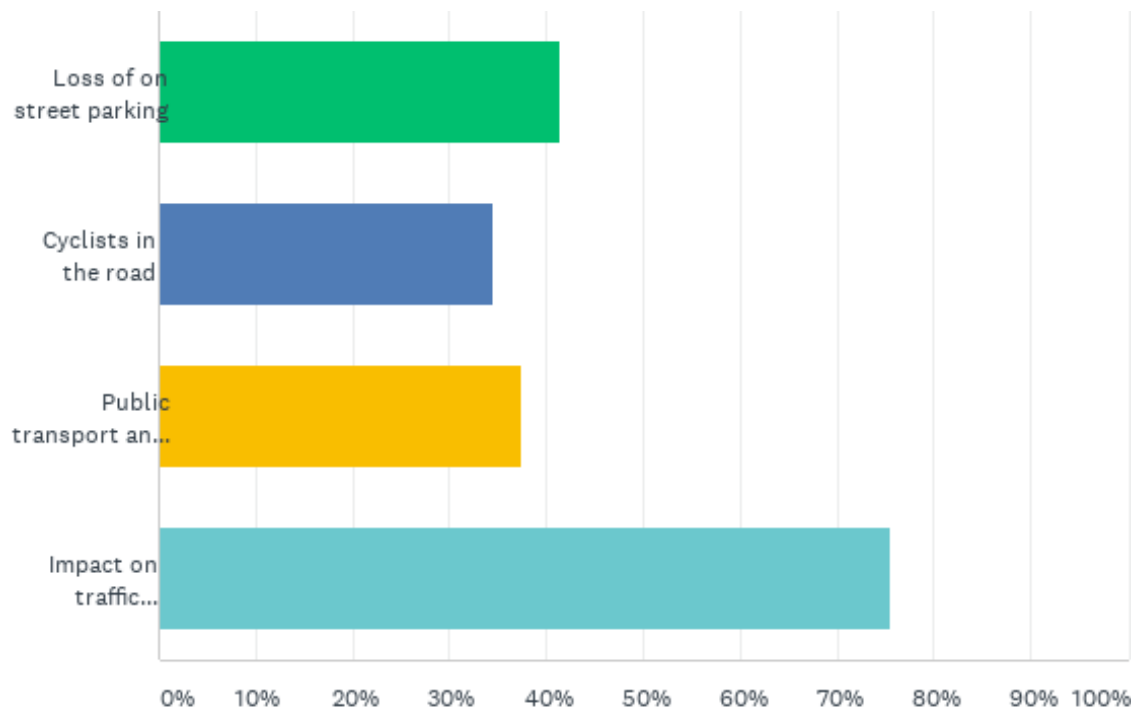
Q13: What positives have you seen by having the road closed? (please tick all that apply)

Answered: 1,424 Skipped: 671

ANSWER CHOICES	RESPONSES	
More space on pavements and in the road	83.43%	1,188
Ability to queue safely with social distancing in place	67.56%	962
Clean air	55.76%	794
Ability to cycle down the street	32.30%	460
Nice shopping environment	61.03%	869
Ability to cross road safely along the length of the road	80.62%	1,148
Total Respondents: 1,424		

Q14: What negatives have you seen by having the road closed? (please tick all that apply)

Answered: 1,400 Skipped: 695



Q14: What negatives have you seen by having the road closed? (please tick all that apply)

Answered: 1,400 Skipped: 695

ANSWER CHOICES	RESPONSES	
Loss of on street parking	41.36%	579
Cyclists in the road	34.50%	483
Public transport and taxi access	37.43%	524
Impact on traffic movement around town	75.43%	1,056
Total Respondents: 1,400		